


Unit 6

I Love to Share





Unit 6: I Love to Share

Lesson 1: A Little Boy Shares

Talk About It

God has given us everything we have. He wants us to share with others.

Experience Order

- Check-in/Creation Stations
- Theme Song
- Treasure Time
- Storybook Time
- Prayer Time
- Worship Time
- Activity Time
- Check-out/Creation Stations



Bible Connection

Deuteronomy 15:14 NLT
...Share with him some of the bounty with which the Lord your God has blessed you.

Creation Stations

1

Items Needed:

- ✓ Coloring pages
- ✓ Washable crayons

How to play:

- Invite the children to color the picture in front of them.
- Interact with the children and describe to them the scene they are coloring.

2

Items Needed:

- ✓ Fish cookie cutters
- ✓ Play dough

How to play:

- Use the cookie cutters to create fish out of playdough.

Activity Time

Items Needed:

- ✓ Allergy Alert sign
- ✓ Giant goldfish
- ✓ Bread
- ✓ Plates
- ✓ Plastic knife
- ✓ Cups
- ✓ Pitcher of water


How to play:

- Give each child one giant goldfish and half a slice of bread.
- Give each child a cup of water.
- Review how Jesus took a lunch that a little boy shared and made more fish and bread for everyone to eat!



Unit 6: I Love to Share

Lesson 2: Elisha Shares



Talk About It

God wants us to share with others
so everyone will
have enough!

Experience Order

- Check-in/Creation Stations
- Theme Song
- Treasure Time
- Storybook Time
- Prayer Time
- Worship Time
- Activity Time
- Check-out/Creation Stations



Bible Connection

Deuteronomy 15:14 NLT
...Share with him some of the bounty with
which the Lord your God
has blessed you.

Creation Stations

1

Items Needed:

- ✓ Coloring pages
- ✓ Washable crayons

How to play:

- Invite the children to color the picture in front of them.
- Interact with the children and describe to them the scene they are coloring.

2

Items Needed:

- ✓ Play dough tools
- ✓ Play dough

How to play:

- Use the playdough tools to create food out of playdough.

Activity Time

Items Needed:

- ✓ Allergy Alert sign
- ✓ Crackers
- ✓ Plates
- ✓ Cups
- ✓ Pitcher of water

How to play:

- Give each child two crackers and a cup of water.
- Have each child pass their plate to the friend sitting next to them.
- Explain to the children that Elisha shared his food with his friends and that God made more bread for everyone so they could all have food to eat.





Unit 6: I Love to Share

Lesson 3: A Poor Woman Shares

Experience Order



Talk About It

God wants us to share with others even when there's not much to go around.

- Check-in/Creation Stations
- Theme Song
- Treasure Time
- Storybook Time
- Prayer Time
- Worship Time
- Activity Time
- Check-out/Creation Stations

Bible Connection

Deuteronomy 15:14 NLT
...Share with him some of the bounty with which the Lord your God has blessed you.

Creation Stations

1

Items Needed:

- ✓ Coloring pages
- ✓ Washable crayons

How to play:

- Invite the children to color the picture in front of them.
- Interact with the children and describe to them the scene they are coloring.

2

Items Needed:

- ✓ Play dough tools
- ✓ Play dough

How to play:

- Use the playdough tools to create food for Elijah out of playdough.

Activity Time


Items Needed:

- | | |
|----------------------|--------------------|
| ✓ Allergy Alert sign | ✓ Cups |
| ✓ Vanilla wafers | ✓ Hand wipes |
| ✓ Paper plates | ✓ Pitcher of water |

How to play:

- Have the children sit in a circle and tell them that the woman shared her food with Elijah.
- Give each child two vanilla wafers on their plate.
- Tell them one is for them and one is for a friend.
- Make sure kids wipe their hands since they will share their food.
- Give a cup of water to each child.
- Help them share a wafer with a friend in a way that everyone still gets two.





Unit 6: I Love to Share

Lesson 4: Abraham and Sarah Share

Experience Order

Talk About It

God wants us to give our guests our best.

- Check-in/Creation Stations
- Theme Song
- Treasure Time
- Storybook Time
- Prayer Time
- Worship Time
- Activity Time
- Check-out/Creation Stations



Bible Connection

Deuteronomy 15:14 NLT
...Share with him some of the bounty with which the Lord your God has blessed you.

Creation Stations

1

Items Needed:

- ✓ Coloring pages
- ✓ Washable crayons

How to play:

- Invite the children to color the picture in front of them.
- Interact with the children and describe to them the scene they are coloring.

2

Items Needed:

- ✓ Play dough tools
- ✓ Play dough

How to play:

- Use the playdough tools to create food out of playdough.

Activity Time

Items Needed:

- ✓ Allergy Alert sign
- ✓ Table covers
- ✓ Goldfish
- ✓ Cups
- ✓ Pitcher of water

How to play:

- Lay both table covers on the floor.
- Direct the children to sit down on the table covers for a picnic.
- Give each child a cup half full of goldfish.
- Give each child a cup of water.
- Tell the children that you are sharing food with them just like Abraham and Sarah shared their food with the men who came to visit them.



